

On the Origin of Zombies: A Modeling Approach

*Alisha Kumari, Elijah Reece, Kursad Tosun, Scott Greenhalgh**



Alisha Kumari is an applied physics major on the mechanical engineering track at Siena College. After graduating in 2024, she plans on pursuing a master's degree in mechanical engineering and pursuing a job in this field.

Elijah Reece is an undergrad in biology at Siena College set to graduate in 2022. After obtaining his Bachelor's degree, he plans to enroll in medical school with the goal of becoming a pediatrician. Eli credits his family and his passion for the health of children as his inspiration.



Kursad Tosun is an applied mathematician/statistician, interested in medical research. He received his Ph.D. in mathematics with a focus on probability theory from Southern Illinois University Carbondale. Currently, Kursad Tosun is teaching in the Department of Mathematics at Siena College. He held positions in the Faculty of Medicine at Mugla Sitki Kocman University, Mathematics and Statistics Department at Vassar College, Mathematics Department at Southern Illinois University, and Cancer Institute at West Virginia University.

Scott Greenhalgh is a 5th year Assistant Professor of Mathematics at Siena College. He received his PhD in applied mathematics from the University of Guelph, and now specializes in disease modeling. Outside of academics, Scott loves hockey, pizza, and regularly plays "the floor is lava" with his two-year-old.



*Corresponding author: sgreenhalgh@siena.edu

Abstract

A zombie apocalypse is one pandemic that would likely be worse than anything humanity has ever seen. However, despite the mechanisms for zombie uprisings in pop culture, it is unknown whether zombies, from an evolutionary point of view, can actually rise from the dead. To provide insight into this unknown, we created a mathematical model that predicts the trajectory of human and zombie populations during a zombie apocalypse. We parametrized our model according to the demographics of the US, the zombie literature, and then conducted an evolutionary invasion analysis to determine conditions that permit the evolution of zombies. Our results indicate a zombie invasion is theoretically possible, provided the ratio of transmission rate to the zombie death rate is sufficiently large. While achieving this ratio is uncommon in nature, the existence of zombie ant fungus illustrates it is possible and thereby suggests that a zombie apocalypse among humans could occur.

1 Introduction

The world is continuously at risk from epidemics, with COVID-19, SARS, and Ebola serving as recent examples of their devastating impacts. As time progresses, diseases capable of starting another pandemic are more than likely to occur [13]. One important potential pandemic that would likely be worse than anything humanity has ever seen is a zombie apocalypse. While this may seem far-fetched for humanity, in South America among other regions, a fungus exists that can turn ants into zombie ants [5], which implies such an outbreak among humans is within the realm of biological possibilities.

What is biologically possible constitutes all species, most of which exhibit enormous diversity of traits [3, 16]. Through examining these traits, specifically the trade-offs between them [16], the direction of evolution can be inferred, which can provide a glimpse as to what may be in store for a species' future. Typically, such an evolution is caused by the occurrence of a rare mutant, or a patient zero in the case of a novel disease [15, 19], which can feature some form of trait advantage in reproductive ability, size, speed, susceptibility to disease, or survival rate, among others.

While patient zero is ubiquitous in many pop culture movies and tv shows as the first individual to become a zombie [24] the mechanism by which the first zombie is created is often relatively unknown. Classically, many possible scenarios lead to the uprising of patient zero, and ultimately a full-blown zombie apocalypse. For instance, consumption of the mutated zombie ant fungi could infect humans, causing them to seek out nutrients by cannibalism, and thereby further spread fungal spores through their saliva [1]. Alternatively, medical experimentation is often a culprit in causing patient zero, with cross-transmission events from monkeys to humans [8, 9], and side-effects of untested vaccines [11] standing as common causes. However, despite these mechanisms for zombie uprisings, and numerous works on modeling zombie outbreaks [12, 20, 21], it is unknown whether zombies, from an evolutionary point of view, can

actually rise from the dead. So, to provide insight into this unknown we created a mathematical model that predicts the trajectory of human and zombie populations during a zombie apocalypse.

Using this mathematical model, we apply stability analysis to estimate the long-term prognosis of the United States, conduct an evolutionary invasion analysis to infer conditions that allow the zombie apocalypse to occur, or invade from another country, and investigate the potential for an endless human-zombie war through Hopf bifurcation analysis. Our main findings show an uprising of zombies requires the fungus to transmit their spores to more than 0.023 humans per day, and would likely lead to an oscillating struggle that decreases over thousands of years between humans and zombies, as both try to overwhelm the other.

2 Methods

To determine the conditions that permit the biological evolution of zombies, we developed a mathematical model of zombie transmission in a human population. We calibrate our model to the demographics of the US and then apply stability [14], evolutionary invasion [17], and Hopf-bifurcation analyzes [17] to inform on the potential outcomes for humanity.

2.1 Mathematical Model

To begin, we created a mathematical model that predicts the long-term population of the US. We then extend the model to include zombies and proceed to investigate the model's behavior.

2.1.1 The Resident System

We first consider a resident system of humans split into two compartments. One compartment represents the population of humans in the United States (N), which we assume is governed by logistic growth and corresponds to the population of susceptible humans, and the second represents the number of deceased humans due to natural causes, which have yet to completely decompose (D). The rates governing the transition between these compartments is given by

$$\begin{aligned}\frac{dN}{dt} &= b\left(1 - \frac{N}{K}\right)N - \delta N, \\ \frac{dD}{dt} &= \delta N - \mu D,\end{aligned}\tag{1}$$

where b is the birth rate, δ is the mortality rate of people in the US during the year 2020, K is the limiting capacity of humans in the US, and μ is the rate at which dead bodies decompose.

Table 1. Parameters, base values, and sources.

| Constant | Parameter | Value | Citation |
|----------|------------------------------------|----------------------|-------------|
| β | Transmission rate | 0.35 per day | [18] |
| b | Birth rate | 0.000065753 per day | [2] |
| δ | Mortality rate | 0.00003562 per day | [2] |
| μ | Decomposition rate of a human body | 0.00595 per day | [6] |
| K | Population capacity | 4,672,507,360 people | Section 2.2 |
| γ | Zombie death rate | 0.01 corpses per day | [7] |

2.1.2 The Zombie Equation

The zombie equation. We also consider a third compartment that tracks the number of humans that have been turned into zombies (Z). This compartment is governed by the differential equation,

$$\frac{dZ}{dt} = \frac{\beta}{K}NZ - \gamma Z, \quad (2)$$

where γ is the zombie death rate, and β is the transmission rate of zombism. Note, it is assumed that zombies that are killed, cannot rise again.

2.1.3 The Extended System

The extended system is a combination of the resident system and the zombie equation. The equations are linked by including a transmission rate to capture the spread of zombism and a mortality rate that reflects patient zero naturally rising from the dead. As is common in the analysis of traits [10], we assume that the transmission rate is a function of virulence, specifically the mortality rate. Altogether, this yields an $S-I-I$ type model

$$\begin{aligned} \frac{dN}{dt} &= b\left(1 - \frac{N}{K}\right)N - \delta N - \frac{\beta(\delta)}{K}DN - \delta_M N - \frac{\beta(\delta_M)}{K}ZN, \\ \frac{dD}{dt} &= \left(\delta + \frac{\beta(\delta)}{K}D\right)N - \mu D, \\ \frac{dZ}{dt} &= \left(\delta_M + \frac{\beta(\delta_M)}{K}Z\right)N - \gamma Z, \end{aligned} \quad (3)$$

In addition, we assume when $\delta = 1/77/365 \text{ day}^{-1}$ that $\beta(\delta) = 0 \text{ day}^{-1}$ because natural death is not transmittable, and that δ_M is the trait value of death that leads to zombism.

2.2 Parameter Estimation

We estimated the population capacity, K , from publicly available data [2], and determined the value of transmission rate, β , based on the spread of zombie outbreaks from the literature [18]. In addition, we also obtained γ from the literature [7]. Details of model parameters, including values and their sources are available in Table 1.

2.2.1 Population Capacity

To estimate the population capacity K in the US, we applied linear regression using a least-squares method. This method used the population of the US from 1960, 1980, 2000, and 2020 [2] (Figure 1), using the average lifespan of a person within the US, 77 years [22], in conjunction with predictions of the US population from the resident

model (Figure 2). Through this procedure, the K value that had the least-squares error is $K = 558,075,379$.

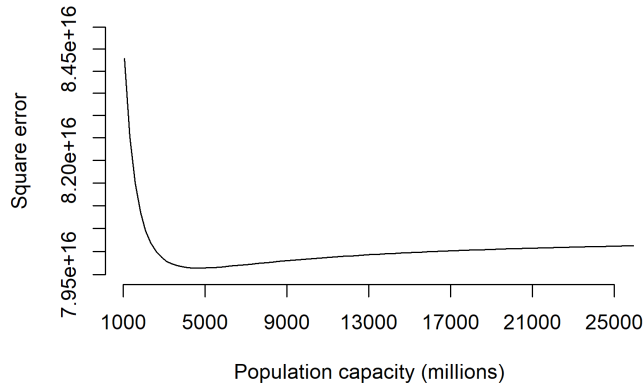


Figure 1: Square error of resident model from United States population. The square error for estimating K for the predictions of the resident model and US population data for the given value of population capacity.

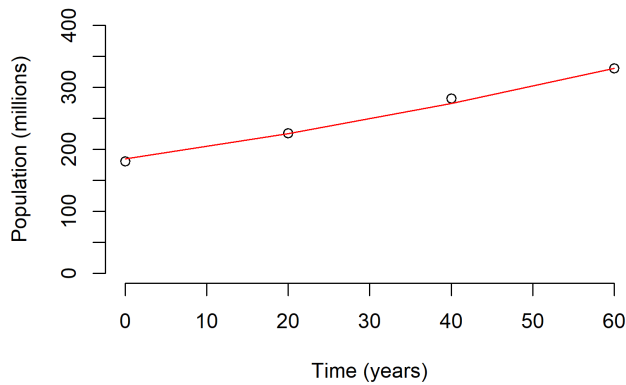


Figure 2: Resident model vs US population. The resident model with $K = 558,075,379$ (red line) and the US population from 1960 to 2020 (black points).

2.3 Equilibria and Stability Analysis of the Resident Model

Here, we determine equilibria of the resident model and apply stability analysis to evaluate its long-term behavior. We evaluated the Jacobian at the non-extinction and extinction equilibria to determine the long-term behavior of the resident system, as characterized by its eigenvalues.

To begin, the the non-extinction equilibrium of system (1) is

$$\hat{N} = (1 - \frac{\delta}{b})K \text{ and } \hat{D} = \frac{\delta}{\mu}(1 - \frac{\delta}{b})K \quad (4)$$

Evaluating the Jacobian of system (1) at the this non-extinction equilibrium, we have

$$J_{res}|_{N=(1-\frac{\delta}{b})K, D=\frac{\delta}{\mu}(1-\frac{\delta}{b})K} = \begin{pmatrix} -b + \delta & 0 \\ \delta & -\mu \end{pmatrix} \quad (5)$$

which yields the eigenvalues of $\lambda_1 = -b + \delta$, and $\lambda_2 = -\mu$. Thus, the non-extinction equilibrium is locally stable provided the death rate is lower than the birth rate, $\delta < b$. For the extinction equilibrium of (1), we have that $\tilde{N} = 0$ and $\tilde{D} = 0$. Thus, the Jacobian of the system (1) when $N = 0$ and $D = 0$ simplifies to

$$J_{res}|_{N=0, D=0} = \begin{pmatrix} b - \delta & 0 \\ \delta & -\mu \end{pmatrix} \quad (6)$$

The associated eigenvalues are $\lambda_1 = b - \delta$, and $\lambda_2 = -\mu$. The extinction equilibrium is thus locally stable when the death rate is greater than the birth rate, $\delta > b$.

2.4 Analysis of Zombie Invasion and Evolution from the Dead

To determine whether zombies could biologically evolve and become the dominant form of death, we extend the resident model to include a Zombie class, Z . We then provide details of the Jacobian of the extended model to illustrate conditions that permit zombies to invade a population and their potential evolution from the dead.

2.4.1 Conditions for a Zombie Invasion

For the extended system (3), when $\beta(\delta) = 0$ and $\delta_M = 0$, we have the non-extinction and zombie-free equilibrium

$$\hat{N} = (1 - \frac{\delta}{b})K, \hat{D} = \frac{\delta}{\mu}(1 - \frac{\delta}{b})K, \text{ and } \hat{Z} = 0. \quad (7)$$

The Jacobian of (3) at this equilibrium is

$$J|_{N=(1-\frac{\delta}{b})K, D=\frac{\delta}{\mu}(1-\frac{\delta}{b})K, Z=0} = \begin{pmatrix} -b + \delta & 0 & -\beta(\delta_M)(1 - \frac{\delta}{b}) \\ \delta & -\mu & 0 \\ 0 & 0 & \beta(\delta_M)(1 - \frac{\delta}{b}) - \gamma \end{pmatrix}. \quad (8)$$

Thus, given $\lambda_1 = -b + \delta < 0$, $\lambda_2 = -\mu < 0$, it follows that zombies cannot invade provided

$$\lambda_3 = \beta(\delta_M)(1 - \frac{\delta}{b}) - \gamma < 0, \quad (9)$$

as natural death would be an evolutionary stable state [17].

2.4.2 Conditions that Prevent the Zombie Uprising

To examine the potential uprising of patient zero, we now consider the Jacobian of the extended system for δ_m close, but not equal, to zero. Specifically, the Jacobian

evaluated at $\hat{N} = (1 - \frac{\delta}{b})K$, $\hat{D} = \frac{\delta}{b} \left(1 - \frac{\delta}{b}\right)$, and $\hat{Z} = 0$ is

$$J_{ext}|_{N=(1-\frac{\delta}{b})K, D=\frac{\delta}{b}(1-\frac{\delta}{b})K, Z=0} = \begin{pmatrix} b\left(1 - \frac{2\hat{N}}{K}\right) - \delta - \delta_M & 0 & -\frac{\beta(\delta_M)\hat{N}}{K} \\ \delta & -\mu & 0 \\ \delta_M & 0 & \beta(\delta_M)\frac{\beta(\delta_M)\hat{N}}{K} - \gamma \end{pmatrix}. \quad (10)$$

It follows that the eigenvalues are:

$$\begin{aligned} \lambda_1(\delta, \delta_M) &= -\mu, \\ \lambda_2(\delta, \delta_M) &= \frac{1}{2} \left((1 - \frac{\delta}{b})\beta(\delta_M) - b + \delta - \delta_M - \gamma + \right. \\ &\quad \left. \sqrt{(1 - \frac{\delta}{b})\beta(\delta_M)^2 + 2(1 - \frac{\delta}{b})(b - \gamma - \delta_M - \delta)\beta(\delta_M) + (\delta_M - \delta - \gamma + b)^2} \right), \\ \lambda_3(\delta, \delta_M) &= \frac{1}{2} \left((1 - \frac{\delta}{b})\beta(\delta_M) - b + \delta - \delta_M - \gamma - \right. \\ &\quad \left. \sqrt{(1 - \frac{\delta}{b})\beta(\delta_M)^2 + 2(1 - \frac{\delta}{b})(b - \gamma - \delta_M - \delta)\beta(\delta_M) + (\delta_M - \delta - \gamma + b)^2} \right). \end{aligned} \quad (11)$$

Thus, for the zombie-free equilibrium to be an evolutionary stable state [17], we require

$$\lambda_2(\delta^*, \delta_M^*) \geq \lambda_2(\delta^*, \delta_M) \quad (12)$$

where $\delta^* = 1/77/365 \text{ day}^{-1}$, and $\delta_M \approx 0 \text{ day}^{-1}$.

For values of δ_M close to 0, we have that

$$\lambda_2(\delta^*, \delta_M) \approx \lambda_2(\delta^*, 0) + \frac{\partial \lambda_2(\delta^*, 0)}{\partial \delta_M} (\delta_M - 0) \quad (13)$$

where $\lambda_2(\delta^*, 0) = -\gamma$ and $\frac{\partial \lambda_2(\delta^*, \delta_M)}{\partial \delta_M}|_{\delta_M=0} = \frac{d\beta(0)}{d\delta_M} (1 - \frac{\delta^*}{b})$. Therefore, for δ_M close to 0, the zombie-free equilibrium is an evolutionary stable state provided

$$\frac{\partial \lambda_2(\delta^*, \delta_M)}{\partial \delta_M}|_{\delta_M=0} = 0 \Leftrightarrow \frac{d\beta(0)}{d\delta_M} = 0. \quad (14)$$

and

$$\frac{\partial^2 \lambda_2(\delta^*, \delta_M)}{\partial^2 \delta_M}|_{\delta_M=0} < 0. \quad (15)$$

2.5 Periodic Behavior

We now examine the potential for periodic behavior in the dynamics between humans and zombies by means of Hopf bifurcation analysis.

To begin, we assume $\delta_M \approx 0$. Thus, the extended system has the non-extinction and zombie endemic equilibria:

$$\bar{N} = \frac{\gamma}{\beta}K, \bar{D} = \frac{\gamma}{\beta} \frac{\delta}{\mu}K, \bar{Z} = \frac{(b - \delta)\beta - \gamma b}{\beta^2}K. \quad (16)$$

Rearranging the order of the system, computing the Jacobian and evaluating it at the

non-extinction and zombie endemic equilibrium, we have that

$$J_{N=\bar{N}, D=\bar{D}, Z=\bar{Z}} = \begin{pmatrix} -\mu & \delta & 0 \\ 0 & b(1 - 2\frac{\bar{N}}{K}) - \delta - \frac{\beta}{K}\bar{Z} & -\frac{\beta}{K} \\ 0 & \frac{\beta}{K}\bar{Z} & \frac{\beta}{K}\bar{N} - \gamma \end{pmatrix} \quad (17)$$

It follows that the eigenvalues of $J_{N=\bar{N}, D=\bar{D}, Z=\bar{Z}}$ are

$$\lambda_1 = -\mu \text{ and } \lambda_{2,3} = -\frac{\gamma b}{2\beta} \pm \frac{1}{2}\sqrt{(\frac{\gamma b}{\beta})^2 - 4\gamma(b - \delta - \frac{\gamma b}{\beta})}. \quad (18)$$

For periodic behavior to occur we require purely imaginary eigenvalues, and so $\frac{\gamma b}{\beta} = 0$. If $\gamma = 0$ then $\lambda_{2,3} = 0$, which implies periodic behavior does not occur. If $b = 0$ then $\lambda_{2,3} = \pm\sqrt{\gamma\delta}$. Thus, for $\delta \geq 0$ and $\gamma \geq 0$ periodic behavior does not occur.

3 Results

To illustrate our predictions on the likelihood of a zombie apocalypse, and its effect on human populations, we parameterized our model according to the demographics of the US, and the zombie literature. Furthermore, to illustrate the potential outcomes for humanity and zombies, we evaluate the trajectory of our model for $\beta = 0.35$ based on the literature [18], in addition to $\beta = 0.023$ and $\beta = 0.015$ solely for the purposes of illustrating the long-term behavior of the model through stability, evolutionary invasion analysis, and Hopf-bifurcation analysis.

In the absence of zombies, the US population converges towards maximum capacity, as nothing is hindering population growth. When zombies are included, the behavior of the system depends critically on the values of β and δ_M . For instance, given $\delta_M \approx 0$, the value of β must be greater than 0.023 for zombies to disrupt the stability of the non-extinction equilibrium (Figure 4). Similarly, when $\beta = 0.35$ it is required that $\delta_M < 0.1575$ for zombies to be able to disrupt the stability of the non-extinction equilibrium (Figure 3).

The phases of the extended model show the pattern the outbreak could take, depending on how fast or slow zombies spread (Figure 6). For the zombie apocalypse to occur, the β value must be greater than 0.023. A value of β less than 0.023 causes the non-extinction and zombie endemic equilibrium to be unstable. For example, with a low value of β , such as 0.015, the zombies die out and the humans converge to their carrying capacity, K (Figure 5A, D, G). When β is slightly above 0.023, for example, 0.029, the system approaches a non-extinction and zombie endemic equilibrium, implying zombie and human populations end up coexisting (Figure 5B, E, H). For higher values of β , such as 0.35, shows more frequent decreasing oscillations between human and zombie populations, implying both populations will battle it out for dominance (Figure 5C, F, I, and Figure 6).

To determine if the current form of death is an evolutionary stable state, we examine the largest eigenvalue $\lambda_2(\delta^*, \delta_M^*)$ when $\delta_M^* \approx 0$ (Figure 3). Specifically, for $\delta_M > \delta_M^*$, we have that $\lambda_2(\delta^*, \delta_M^*) > \lambda_2(\delta^*, \delta_M)$ (Figure 3). This means that natural death without zombies is the dominant form of death for humans, which implies that zombies cannot evolve from the dead.

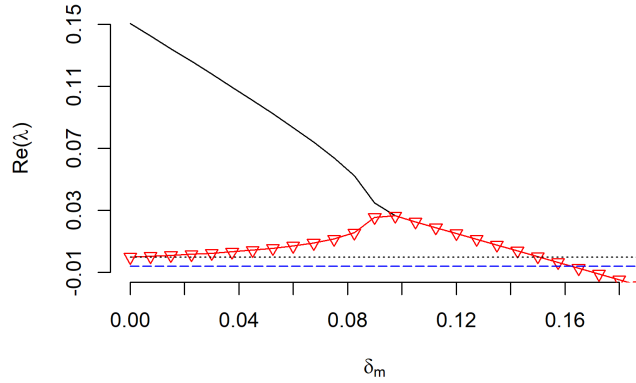


Figure 3: The change in the real part of the eigenvalues of the extended system with respect to δ_M . The black dotted line corresponds to $\lambda = 0$, with the blue dashed line being the eigenvalue $-\mu$, and the red line with triangles and black solid line representing the real parts of the eigenvalues $\lambda_{2,3}$, respectively. When $Re(\lambda) > 0$ for any eigenvalue, a zombie outbreak can occur.

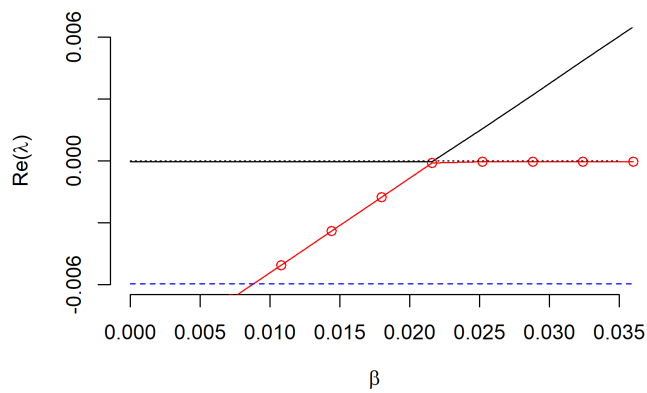


Figure 4: The change in eigenvalues of the extended system with respect to β . The value of $\lambda_1 = -\mu$ is shown by the blue line with circles. The real part is represented by the red line with triangles and black lines, respectively. The critical point on this graph is where λ_2 is greater than 0, which occurs when $\beta \approx 0.023$ per day.

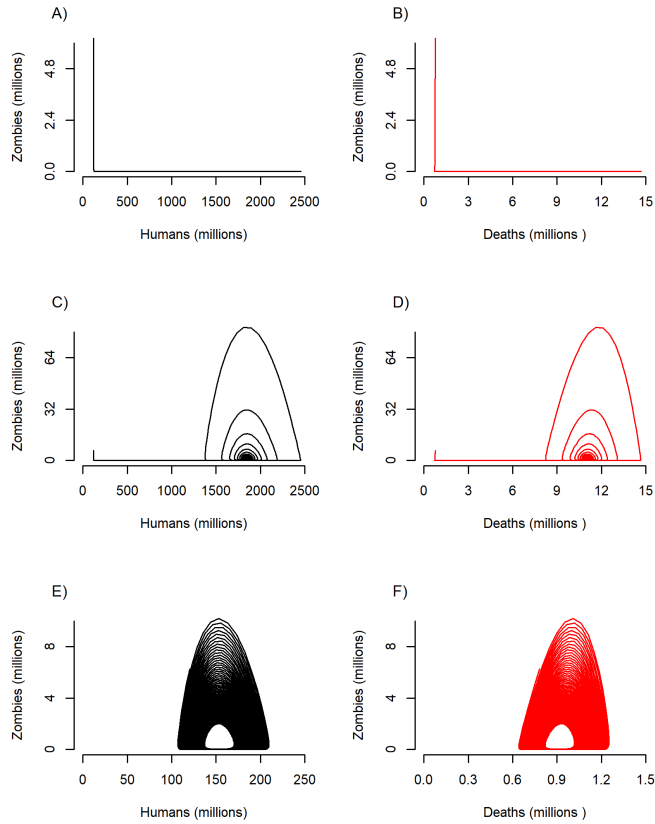


Figure 5: Phase portraits of the extended model. From top to bottom, the rows have β values of 0.015, 0.029, and 0.35. The first row shows what happens when the zombie population dies off after initial infection as the US human population continues to grow towards K . The second row results in an endemic equilibrium where each population never reaches K , but never falls to 0. This leads to both species eventually coexisting with one another. The third row illustrates more chaotic behavior as both populations rise and dip over the years showing a constant struggle for survival.

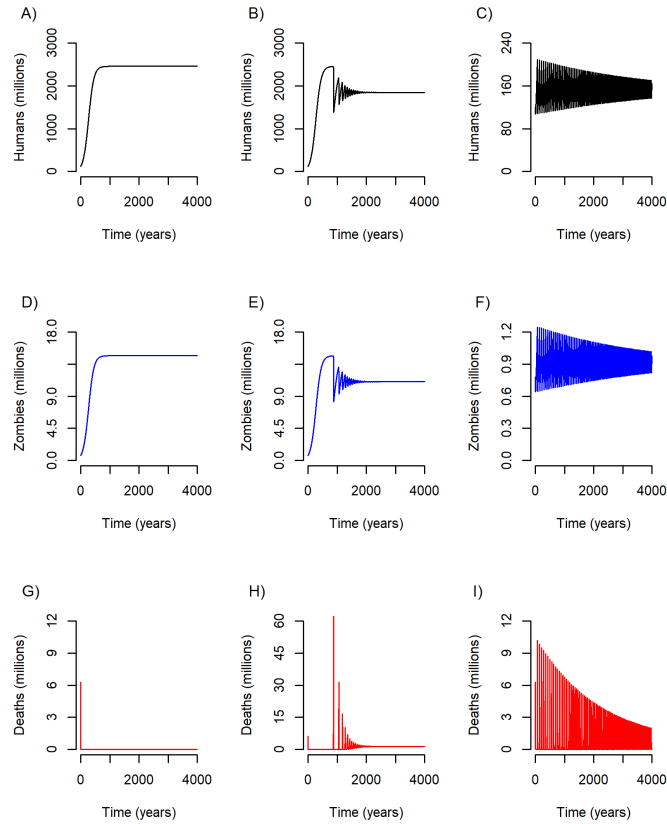


Figure 6: The trajectory of the extended model. The left, middle, and right columns have β values of 0.015, 0.029, and 0.35, respectively. The top and bottom rows correspond to plots of zombies vs. humans, and deaths vs. zombies, respectively.

4 Discussion

We analyzed a mathematical model using stability, evolutionary invasion, and Hopf-bifurcation analyses to determine the long-term prognosis of the United States and the likelihood of a potential zombie uprising. According to our model, the prognosis of the United States remains positive, so long as its birth rate continues to exceed its mortality rate, and no country imports any form of zombie infection. Importantly, our evolutionary invasion analysis shows that an invasion is likely only possible if the ratio of the zombie transmission rate to the zombie death rate is less than the ratio of alive humans to alive and non-decayed dead humans. Unfortunately, if zombies can invade the United States, our stability analysis shows that we would likely have to learn to coexist with zombies, at least until some form of public health intervention is implemented to eradicate them.

According to our results, zombie invasions are theoretically possible, provided a suffi-

ciently large ratio of transmission rate to the zombie death rate. While achieving this ratio is uncommon in nature, a single ant infected with zombie ant fungus can potentially infect entire colonies by seeking elevated locations that promote transmission in tropical climates, such as Brazil, Africa, and Thailand [4]. If a human zombie followed such behavior, this suggests they would seek out a more densely populated area, which would increase the chances of people being infected.

While our work focused on showing the theoretical conditions required for zombies to evolve or invade the United States, there exist many potential future directions. For instance, we could calibrate our model to the transmission cycle of zombie ant fungus and ants to inform the dynamics of zombie evolution. Furthermore, we could also generalize our model to account for additional traits, such as zombie speed or intelligence, or additional zombification stages, such as latent or asymptomatic infection, to gauge their effects on the likelihood of an uprising.

As with all mathematical models, our work has several limitations. To begin, there is a lack of available and reliable data on zombie outbreaks, and our analysis hinged on the functional form of the human mortality rate. Furthermore, research studies on zombie evolution are limited, although recent trends in studying zombie ant fungus are on the rise [23, 25]. Other important factors from our work include simplifying assumptions on the demographics of zombies and humans alike. Specifically, people with underlying health conditions, disabled people, the elderly, and the young would likely be at high risk of becoming zombies, which could stand to influence the speed that zombism transmits, and its capacity for invasion. Having stated this, the likely advances in science and public health from a zombie outbreak would help to offset such health inequalities, in addition to improving humanity's ability to combat epidemics and eradicate zombies.

Even though zombie ants exist, our main finding indicates human zombies are impossible, from an evolutionary standpoint. Furthermore, upon a situation where human zombies do rise, our work further highlights that the US would likely survive, either by promoting conditions that discourage a zombie invasion or by learning to coexist with zombies in some form of steady-state, at least until the time that medicine or some massive public health intervention turns the tide in humanities' favor.

Bibliography

- [1] Naughty Dog. The last of us. Sony Interactive Entertainment <https://www.playstation.com/en-us/games/the-last-of-us-remastered/>. Accessed: 2021-7-19.
- [2] Population, total - united states. <https://data.worldbank.org/indicator/SP.POP.TOTL?locations=US>. Accessed: 2021-6-28.
- [3] Michael Rosenzweig. Coevolution of habitat diversity and species diversity. *Species Diversity in Space and Time*, 151–189, 1995.
- [4] Zombie ants - real world sci-fi horror story, October 2020. <https://youtu.be/BOMNpw7kOLQ>

- [5] Zombie ant. <https://insects.factsdiet.com/ant/zombie-ant/>, March 2021. Accessed: 2021-6-28.
- [6] Vernard Adams. Dying: What Happens to the Body After Death. *Dying and Death in Oncology*, 23–30, 2017.
- [7] Archyde.com. Corona 19 fatality rate, only 0.01% for people in their 20s... is it still '4 steps of distancing'? - archyde. <https://www.archyde.com/>, July 2021. Accessed: 2021-7-21.
- [8] Danny Boyle and Alex Garland. 28 days later, June 2003.
- [9] Juan Carlos Fresnadillo and Rowan Joffe. 28 weeks later, May 2007.
- [10] Amy Hurford, Daniel Cownden, and Troy Day. Next-generation tools for evolutionary invasion analyses. *J. R. Soc. Interface*, 7(45):561–571, April 2010.
- [11] Francis Lawrence, Mark Protosevich, and Akiva Goldsman. I am legend, December 2007.
- [12] Eric T Lofgren, Kristy M Collins, Tara C Smith, and Reed A Cartwright. Equations of the end: Teaching mathematical modeling using the zombie apocalypse. *J. Microbiol. Biol. Educ.*, 17(1):137–142, March 2016.
- [13] Marco Marani, Gabriel G Katul, William K Pan, and Anthony J Parolari. Intensity and frequency of extreme novel epidemics. *Proc. Natl. Acad. Sci. U. S. A.*, 118(35), August 2021.
- [14] Maia Martcheva. *An introduction to mathematical epidemiology*, Springer 2015.
- [15] Richard A McKay. *Patient Zero and the Making of the AIDS Epidemic*. University of Chicago Press, November 2017.
- [16] Martin A Nowak. *Evolutionary Dynamics: Exploring the Equations of Life*. Harvard University Press, September 2006.
- [17] Sarah P Otto and Troy Day. *A biologist's guide to mathematical modeling in ecology and evolution*, Princeton University Press 2011.
- [18] Jacob Pacheco, Roman Ahmani, Kursad, Tosun, and Scott Greenhalgh. Guns, zombies, and steelhead axes: cost-effective recommendations for surviving human societies, 2021. doi 10.13140/RG.2.2.13146.88005
- [19] Marilee Peters. *Patient Zero: Solving the Mysteries of Deadly Epidemics*. Annick Press, June 2014.
- [20] Robert Smith. *Mathematical Modelling of Zombies*. University of Ottawa Press, October 2014.
- [21] Tara C Smith. Zombie infections: epidemiology, treatment, and prevention. *BMJ*, 351:h6423, December 2015.
- [22] Laurel Wamsley. American life expectancy dropped by a full year in 1st half of 2020. *NPR*, February 2021.

- [23] whyevolutionistrue. Recent data on how the “ant zombie” fungus works. <https://whyevolutionistrue.com/2020/06/02/new-data-on-how-the-ant-zombie-fungus-works/>, June 2020. Accessed: 2021-7-23.
- [24] Wikipedia contributors. World war Z (film). [https://en.wikipedia.org/w/index.php?title=World_War_Z_\(film\)&oldid=1032172597](https://en.wikipedia.org/w/index.php?title=World_War_Z_(film)&oldid=1032172597), July 2021. Accessed: 2021-7-7.
- [25] Carl Zimmer. After this fungus turns ants into zombies, their bodies explode. *The New York Times*, October 2019.